





































































The 2024 IMD World Competitiveness Ranking

2024 COMPETITIVENESS RANKING

			Score	
01	Singapore		100.00	↗ 3
02	Switzerland		97.55	↗ 1
03	Denmark		97.07	↗ 2
04	Ireland		91.86	↗ 2
05	Hong Kong SAR		91.49	↗ 2
06	Sweden		90.30	↗ 2
07	UAE		89.75	↗ 3
08	Taiwan (Chinese Taipei)		88.50	↗ 2
09	Netherlands		86.94	↗ 4
10	Norway		86.22	↗ 4
11	Qatar		85.33	↗ 1
12	USA		83.48	↗ 3
13	Australia		81.86	↗ 6
14	China		81.04	↗ 7
15	Finland		80.26	↗ 4
16	Saudi Arabia		79.83	↗ 1
17	Iceland		78.93	↗ 1
18	Belgium		77.87	↗ 5
19	Canada		77.69	↗ 4
20	Korea Rep.		75.92	↗ 8
21	Bahrain		75.27	↗ 4
22	Israel		74.98	↗ 1
23	Luxembourg		73.70	↗ 3
24	Germany		72.74	↗ 2
25	Thailand		72.51	↗ 5
26	Austria		72.13	↗ 2
27	Indonesia		71.52	↗ 7
28	United Kingdom		70.82	↗ 1
29	Czech Republic		70.21	↗ 11
30	Lithuania		69.89	↗ 2

The IMD World Competitiveness Ranking presents the 2024 overall ranking for the 67 economies covered by the WCY. The economies are ranked from the most to the least competitive. The Scores shown to the right are actually indices (0 to 100) generated for the unique purpose of constructing charts and graphics. The final column shows the improvement or decline from the previous year.

31	France		69.67		2
32	New Zealand		68.18		1
33	Estonia		68.17		7
34	Malaysia		68.13		7
35	Kazakhstan		66.03		2
36	Portugal		65.15		3
37	Kuwait		65.03		1
38	Japan		64.96		3
39	India		62.86		1
40	Spain		62.76		4
41	Poland		61.65		2
42	Italy		61.43		1
43	Cyprus		60.95		2
44	Chile		59.71	-	-
45	Latvia		59.13		6
46	Slovenia		57.99		4
47	Greece		56.83		2
48	Jordan		55.51		6
49	Puerto Rico		54.85	-	-
50	Romania		53.47		2
51	Croatia		52.83		1
52	Philippines		52.64	-	-
53	Turkey		52.39		6
54	Hungary		52.10		8
55	Botswana		50.31		4
56	Mexico		49.88	-	-
57	Colombia		47.37		1
58	Bulgaria		47.35		1
59	Slovak Republic		46.94		6
60	South Africa		46.33		1
61	Mongolia		46.30		1
62	Brazil		43.77		2
63	Peru		43.44		8
64	Nigeria		39.81	-	-
65	Ghana		39.25	-	-
66	Argentina		35.89		3
67	Venezuela		28.85		3